

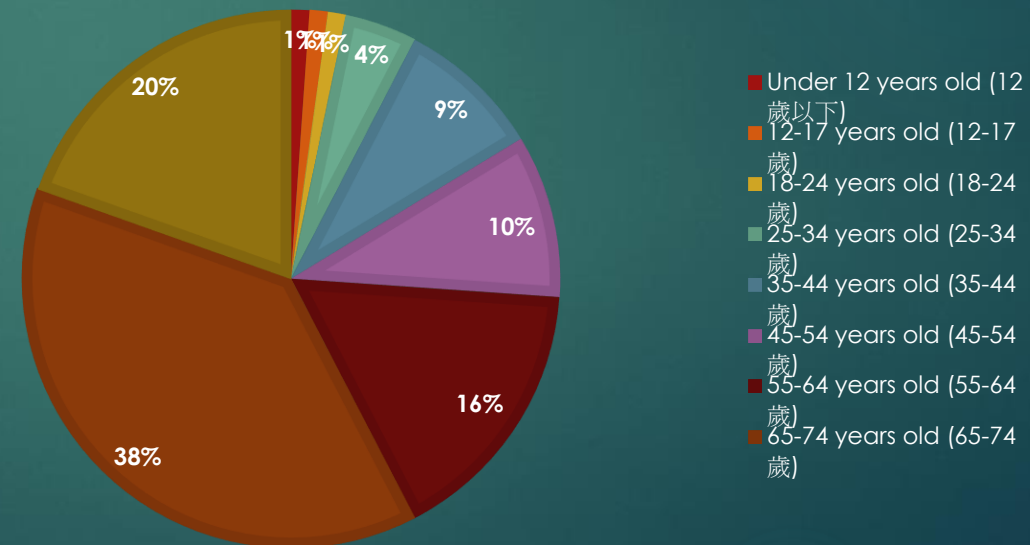


# 2016 THSH Annual Survey Results

# Age

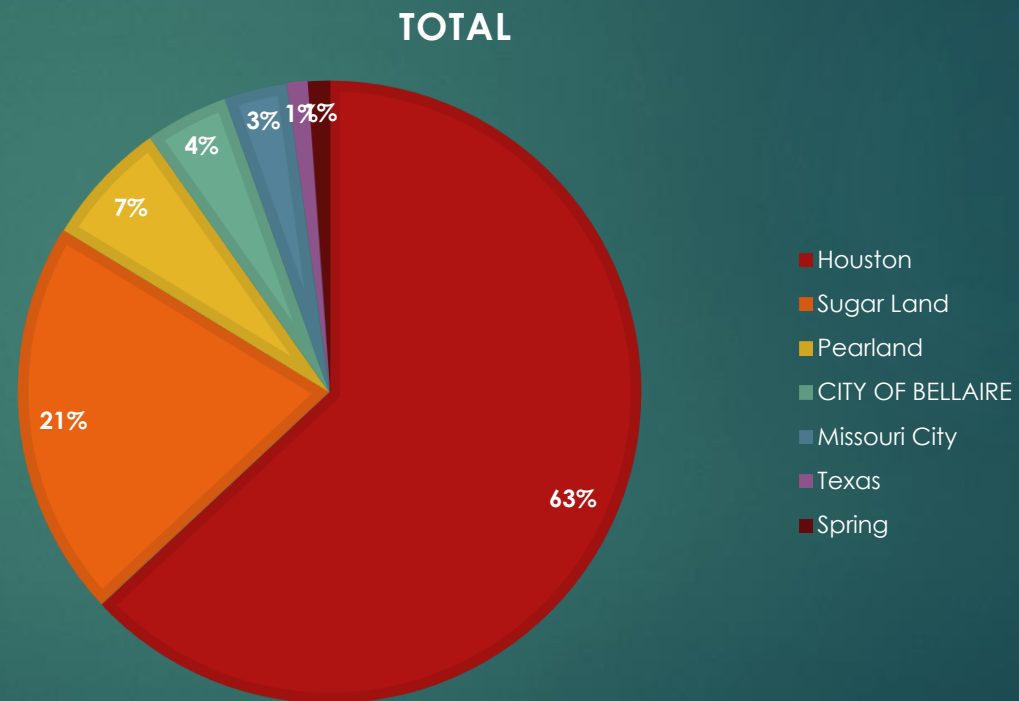
Age	Count	%
Under 12 years old (12歲以下)	1	1.09%
12-17 years old (12-17歲)	1	1.09%
18-24 years old (18-24歲)	1	1.09%
25-34 years old (25-34歲)	4	4.35%
35-44 years old (35-44歲)	8	8.70%
45-54 years old (45-54歲)	9	9.78%
55-64 years old (55-64歲)	15	16.30%
65-74 years old (65-74歲)	35	38.04%
75 years or older (75歲以上)	18	19.57%
Grand Total	92	100.00%

COUNT OF AGE



# City

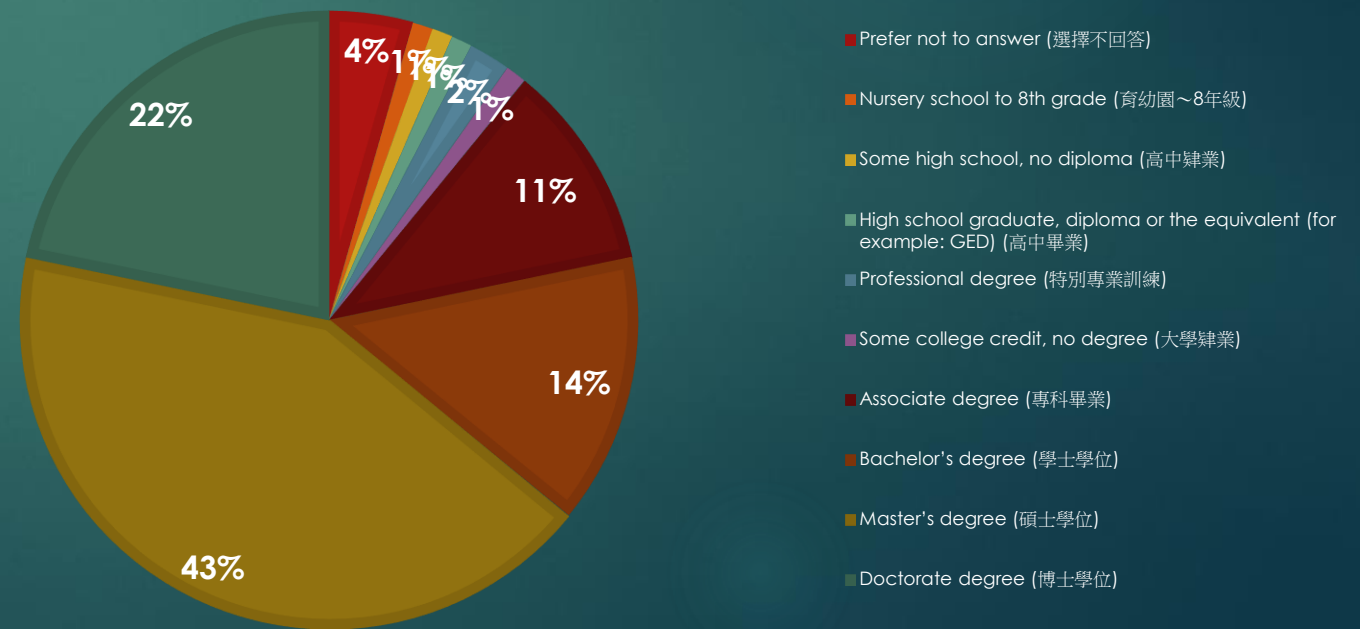
Houston	58
Sugar Land	19
Pearland	6
CITY OF BELLAIRE	4
Missouri City	3
Texas	1
Spring	1
Grand Total	92



# Education

Education	Count	%
Prefer not to answer (選擇不回答)	4	4.35%
Nursery school to 8th grade (育幼園~8年級)	1	1.09%
Some high school, no diploma (高中肄業)	1	1.09%
High school graduate, diploma or the equivalent (for example: GED) (高中畢業)	1	1.09%
Professional degree (特別專業訓練)	2	2.17%
Some college credit, no degree (大學肄業)	1	1.09%
Associate degree (專科畢業)	10	10.87%
Bachelor's degree (學士學位)	13	14.13%
Master's degree (碩士學位)	39	42.39%
Doctorate degree (博士學位)	20	21.74%
Grand Total	92	100.00%

## COUNT OF EDUCATION



# Membership

## Overall

Membership	Count
THSH (台灣人傳統基金會)	77
TAA (同鄉會)	67
FAPA (台灣人公共事務會)	31
Formosan Evergreen (長春會)	20
Golden Club (清閒俱樂部)	20
Taiwanese Chorus of Greater Houston (台聲合唱團)	16
Other (其他)	10
TACL Toastermasters (議會學社)	5
Taiwanese American Institute (台美學會)	4
Formosa Fishing Association (德州台灣釣魚協會)	3

## Under 55

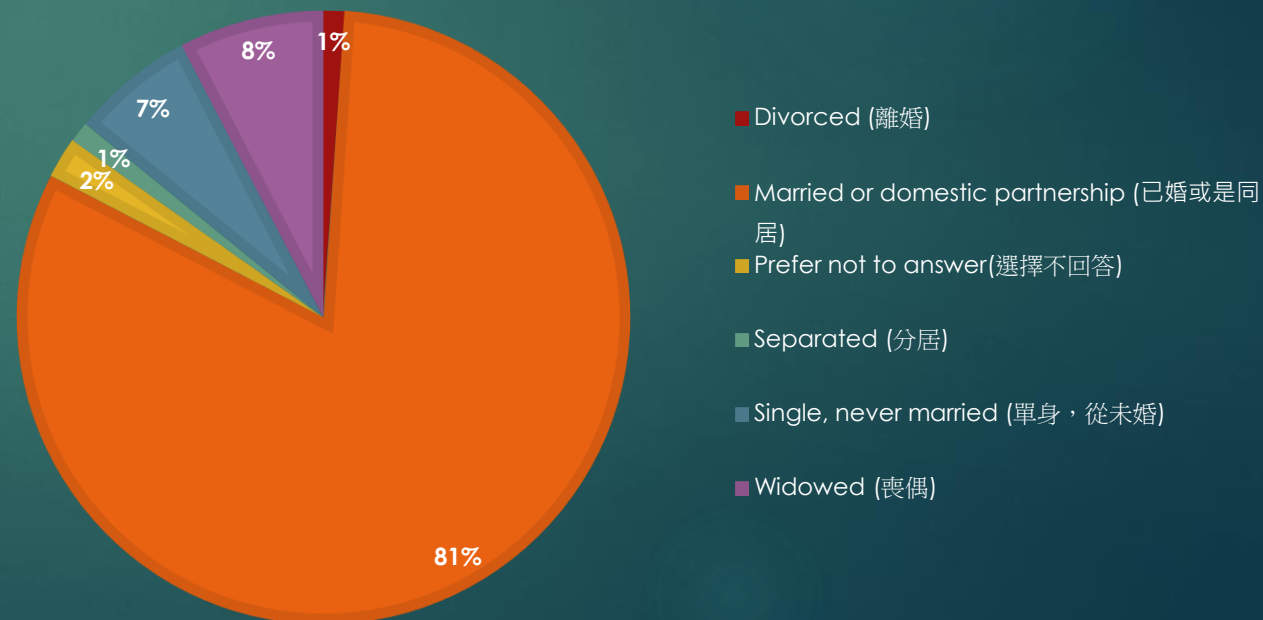
Membership	Count	%
THSH (台灣人傳統基金會)	15	41.67%
TAA (同鄉會)	10	27.78%
FAPA (台灣人公共事務會)	5	13.89%
Formosan Evergreen (長春會)	3	8.33%
Other (其他)	3	8.33%

# Marital Status

Overall

Marital Status	Count	%
Divorced (離婚)	1	1.09%
Married or domestic partnership (已婚或是同居)	75	81.52%
Prefer not to answer(選擇不回答)	2	2.17%
Separated (分居)	1	1.09%
Single, never married (單身，從未婚)	6	6.52%
Widowed (喪偶)	7	7.61%
Grand Total	92	100.00%

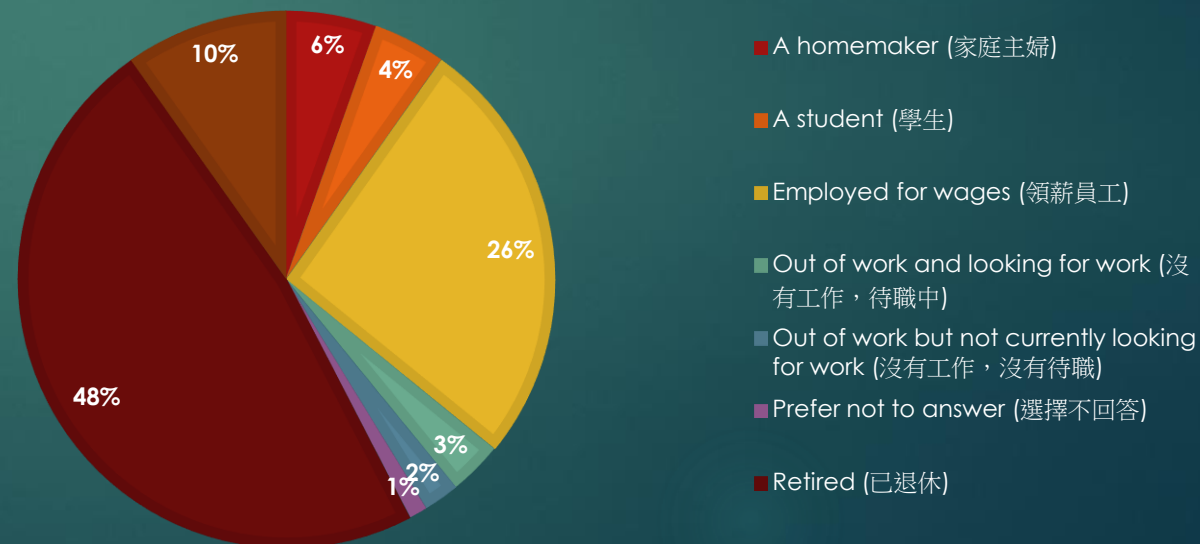
COUNT OF MARITAL STATUS



# Work Status

Work Status	Count	%
A homemaker (家庭主婦)	5	5.43%
A student (學生)	4	4.35%
Employed for wages (領薪員工)	24	26.09%
Out of work and looking for work (沒有工作，待職中)	3	3.26%
Out of work but not currently looking for work (沒有工作，沒有待職)	2	2.17%
Prefer not to answer (選擇不回答)	1	1.09%
Retired (已退休)	44	47.83%
Self-employed (自僱)	9	9.78%
Grand Total	92	100.00%

COUNT OF WORK STATUS

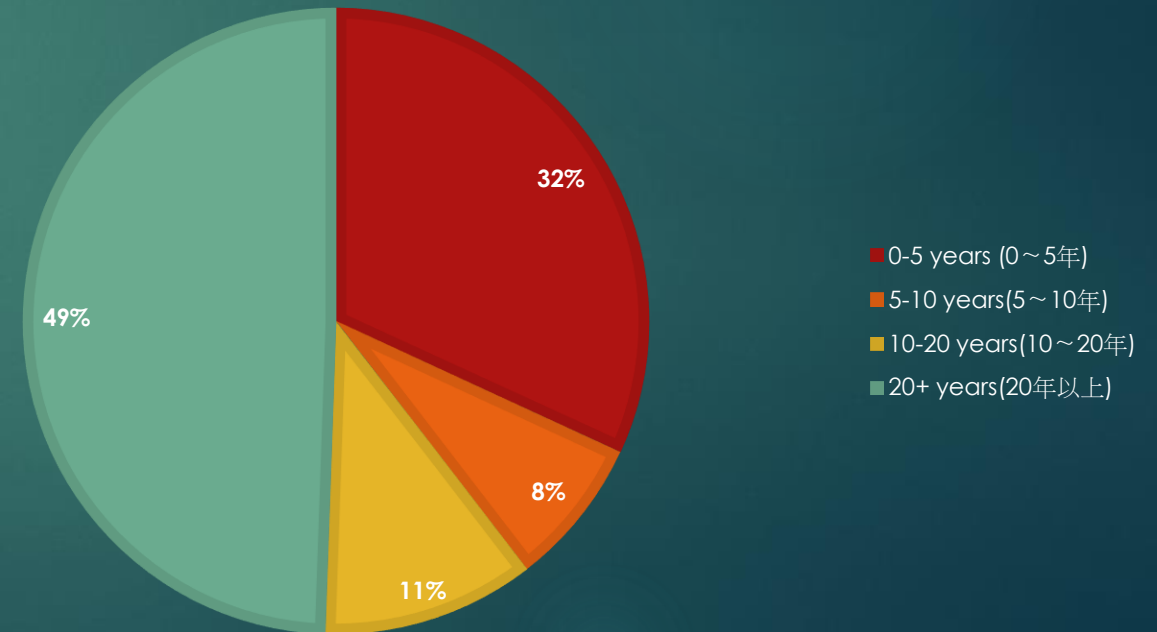


# How long have you been utilizing Taiwanese Community Center (TCC)?

## Overall

TCC Years	Count	%	Running %
0-5 years (0~5年)	29	31.87%	31.87%
5-10 years(5~10年)	7	7.69%	39.56%
10-20 years(10~20年)	10	10.99%	50.55%
20+ years(20年以上)	45	49.45%	100.00%
Grand Total	91	100.00%	

COUNT OF HOW LONG IN TCC



## Under 55

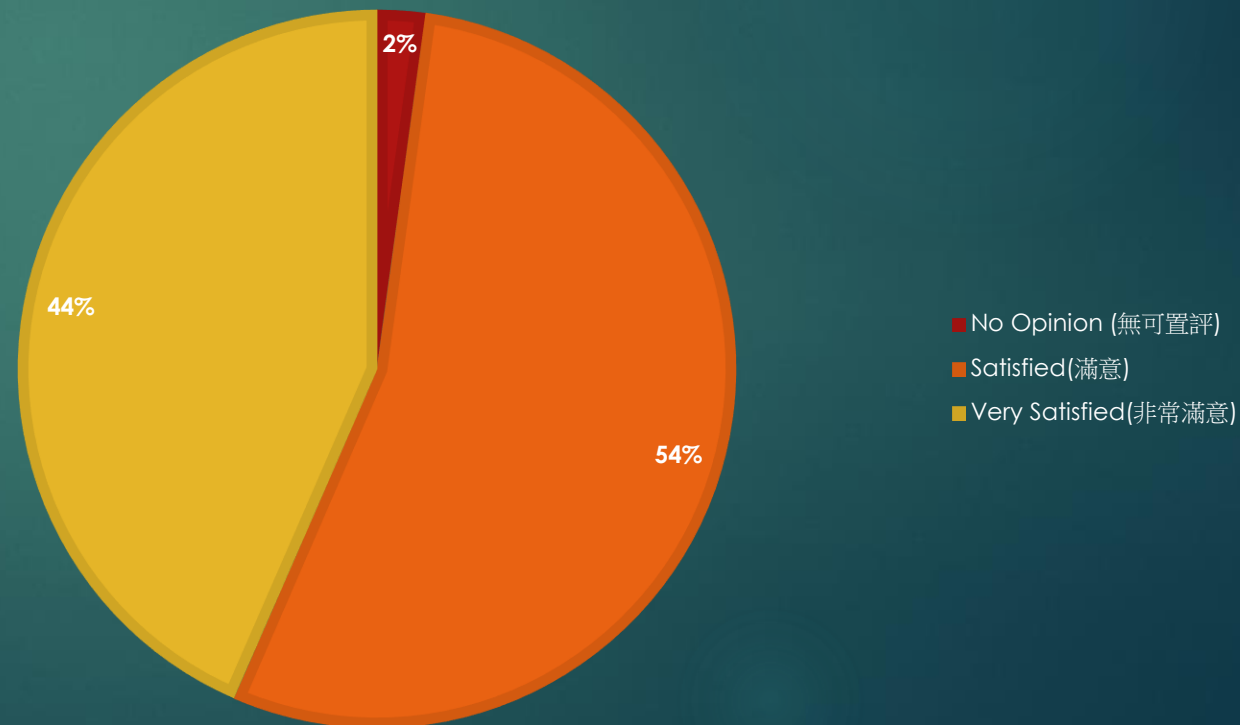
TCC Years	Count	%
0-5 years (0~5年)	17	73.91%
5-10 years(5~10年)	3	13.04%
10-20 years(10~20年)	2	8.70%
20+ years(20年以上)	1	4.35%
Grand Total	23	100.00%



# Overall how satisfied are you with the services provided at TCC?

Overall Satisfaction	Count	%
No Opinion (無可置評)	2	2.17%
Satisfied(滿意)	50	54.35%
Very Satisfied(非常滿意)	40	43.48%
Grand Total	92	100.00%

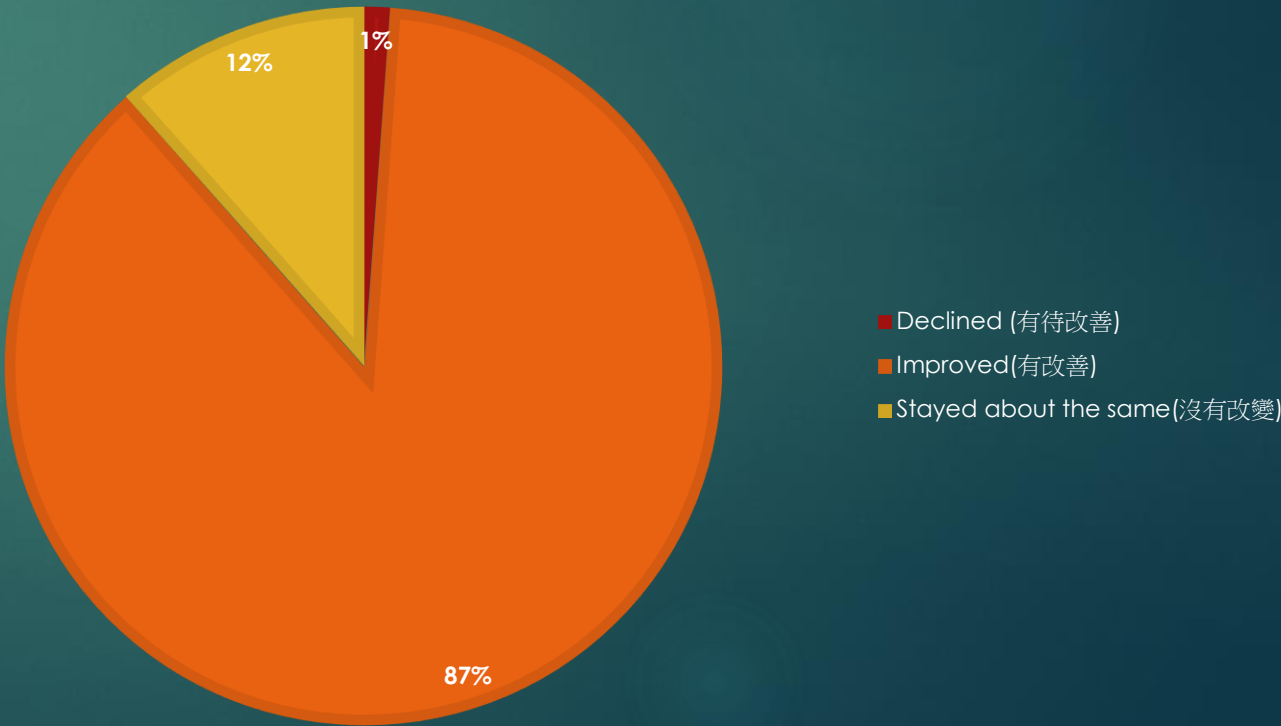
COUNT OF OVERALL SATISFACTION



# Over the past five years, do you believe TCC's quality of service has improved, stayed about the same, or declined?

TCC Improvement	Count	%	
Declined (有待改善)	1	1	1.15%
Improved(有改善)	76	87	87.36%
Stayed about the same(沒有改變)	10	11	11.49%
Grand Total	87	100	100.00%

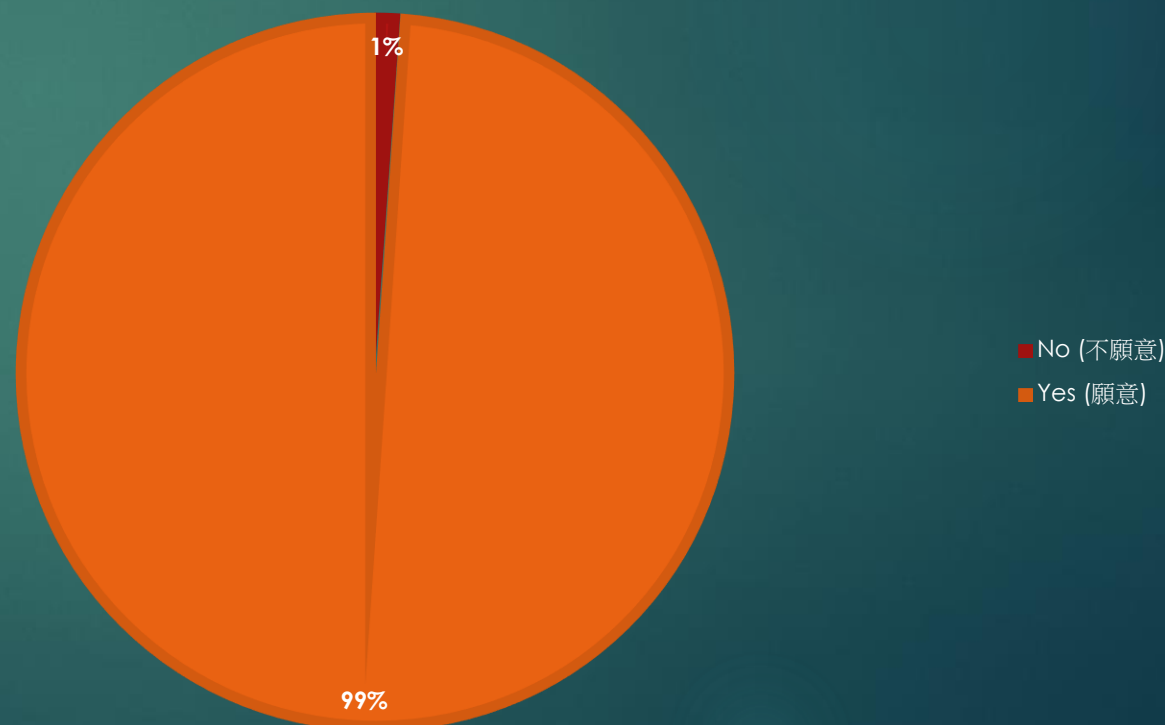
COUNT OF TCC IMPROVEMENT



# Would you recommend TCC to your family or friends?

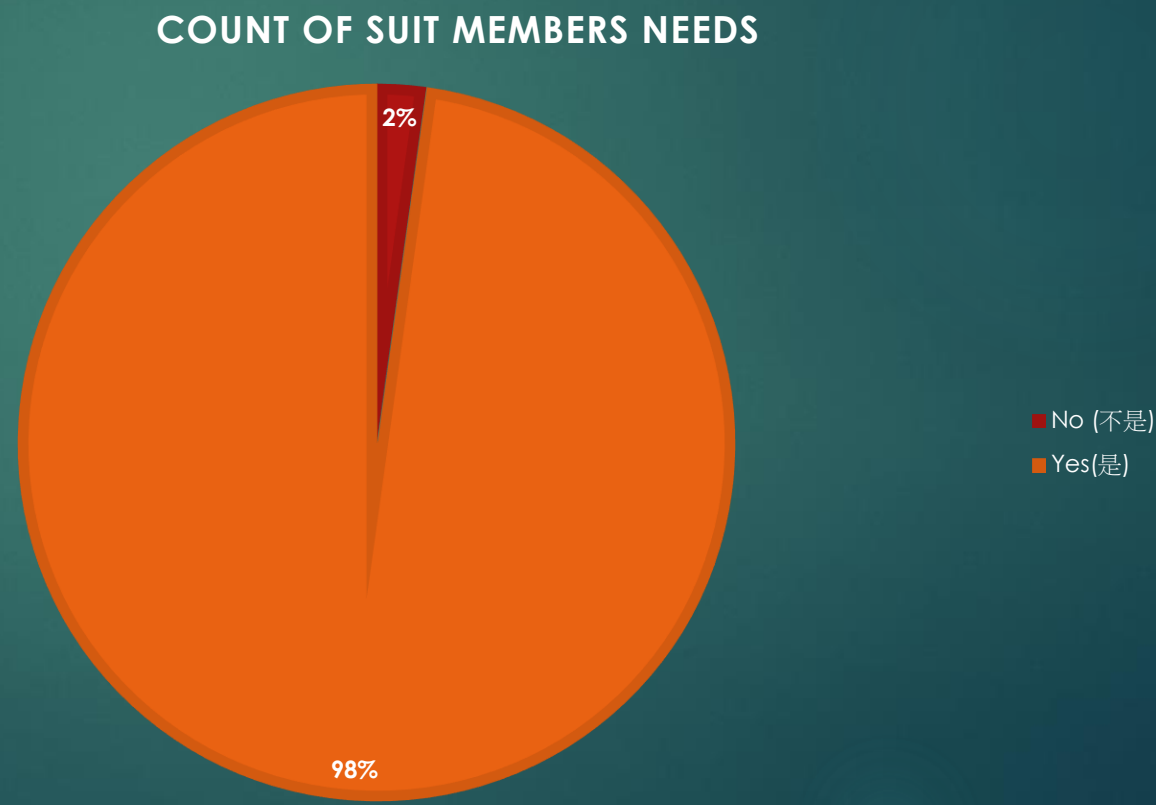
Recommend to Friends	Count	%
No (不願意)	1	1.09%
Yes (願意)	91	98.91%
Grand Total	92	100.00%

COUNT OF RECOMMEND TO FRIENDS



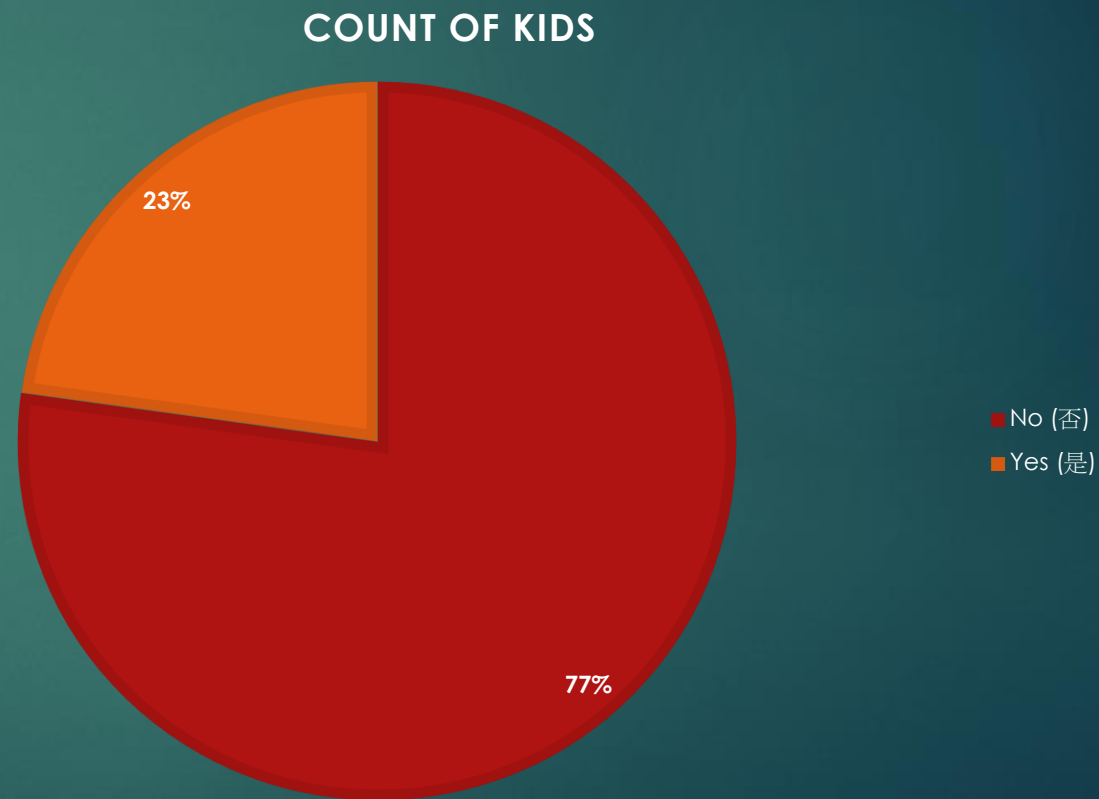
# Does TCC offer the activities and programs that suit your needs?

Suit Members' Needs	Count	%
No (不是)	2	2.20%
Yes(是)	89	97.80%
Grand Total	91	100.00%



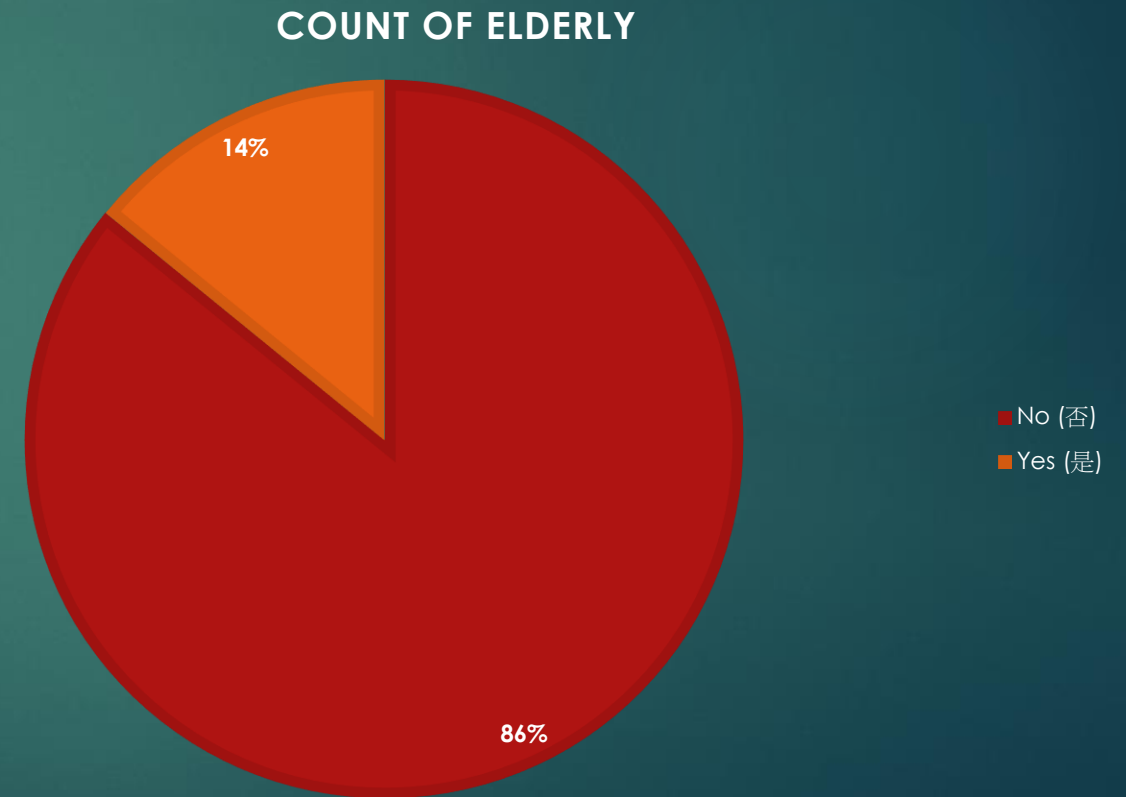
# Taking Care of Kids

	Count	%
No (否)	71	77.17%
Yes (是)	21	22.83%
Grand Total	92	100.00%



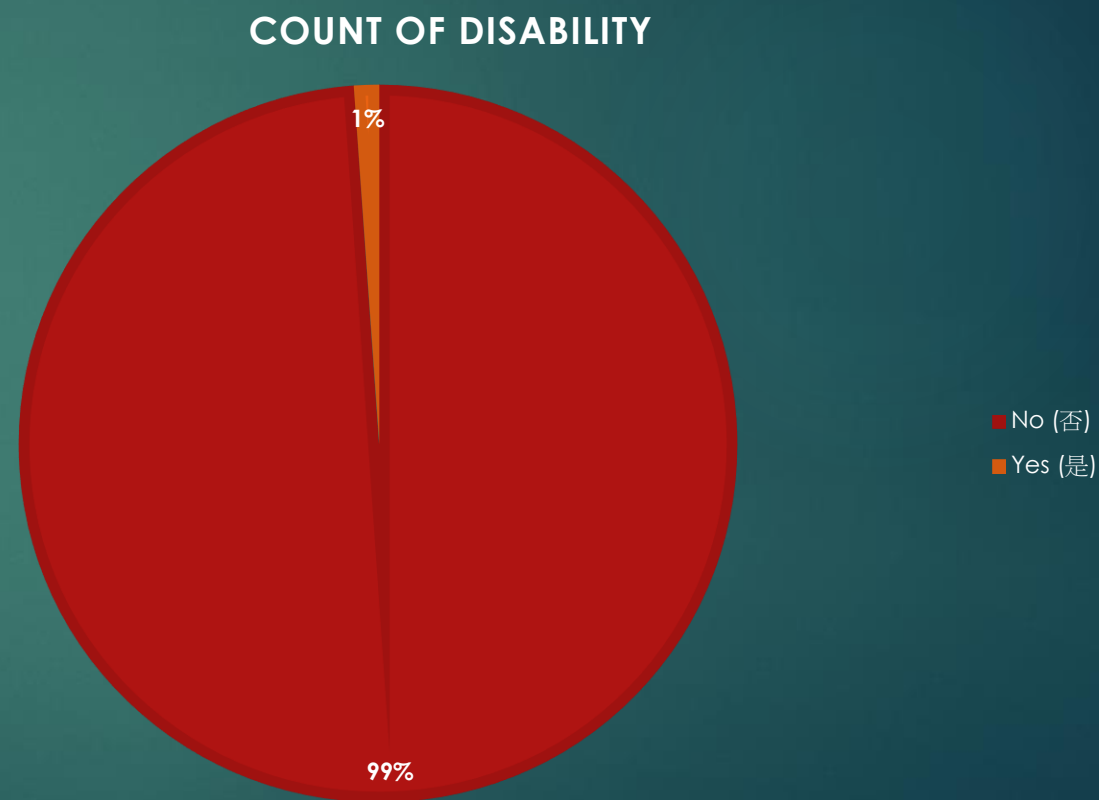
# Taking Care of the Elderly

	Count	%
No (否)	79	85.87%
Yes (是)	13	14.13%
Grand Total	92	100.00%



# Taking Care of Disability

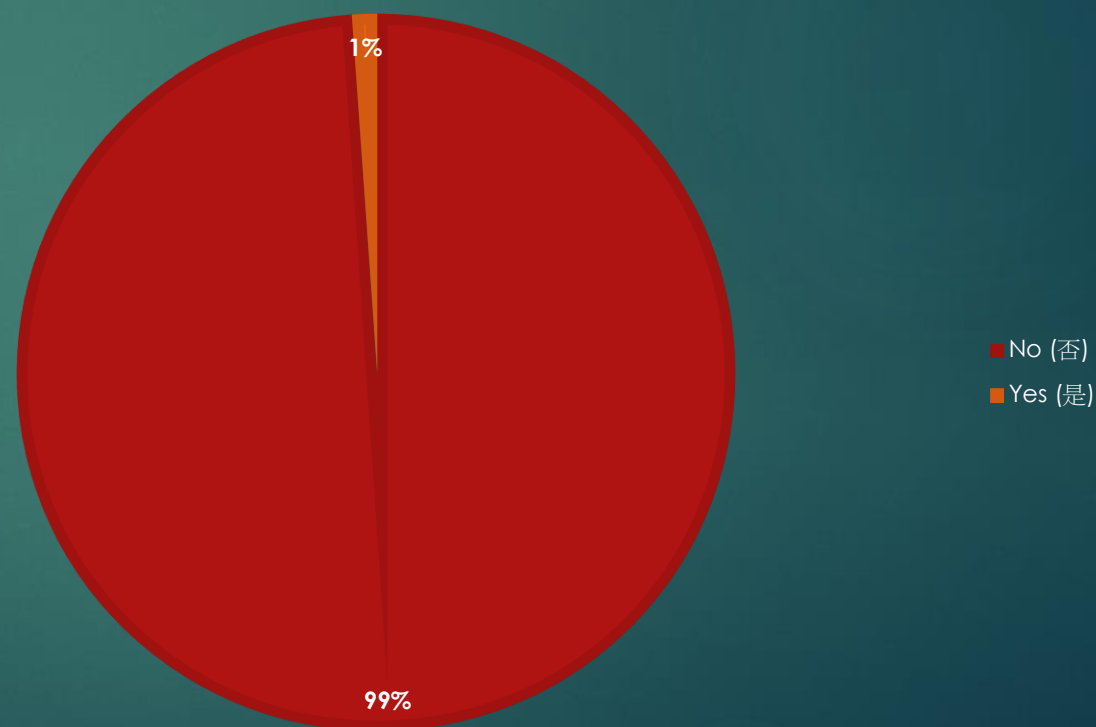
	Count	%
No (否)	90	98.90%
Yes (是)	1	1.10%
Grand Total	91	100.00%



# Taking Care of Mental Disability

	Count	%
No (否)	91	98.91%
Yes (是)	1	1.09%
Grand Total	92	100.00%

COUNT OF MENTAL DISABILITY

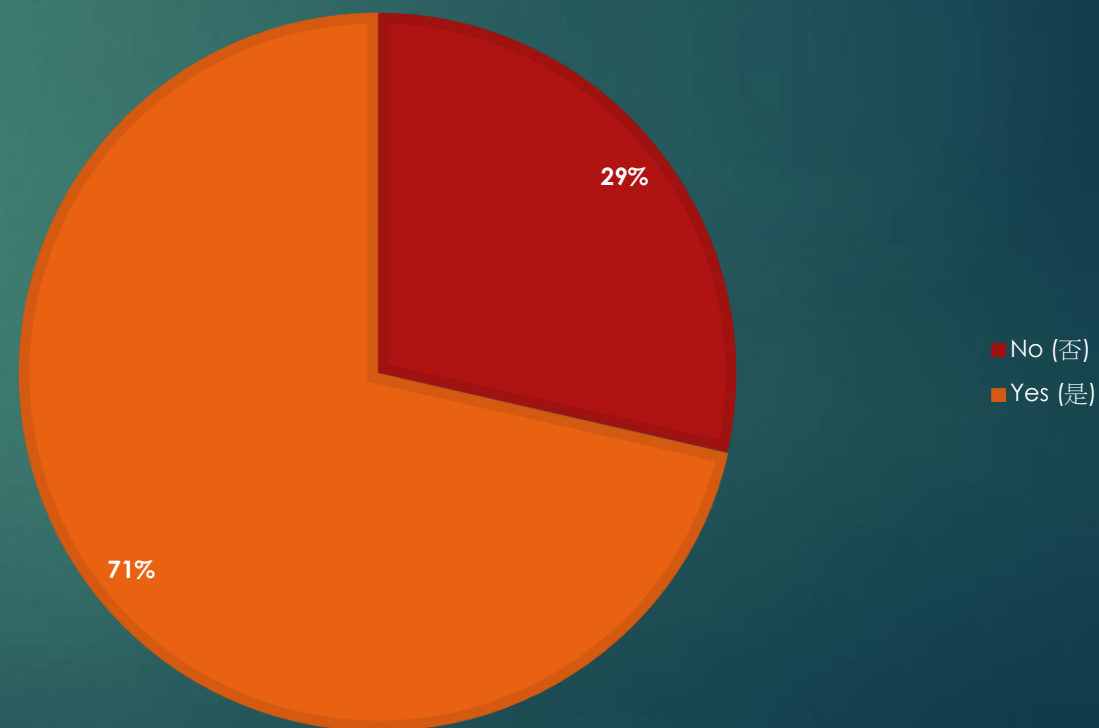




# Medical Seminars in English

	Count	%
No (否)	26	28.57%
Yes (是)	65	71.43%
Grand Total	91	100.00%

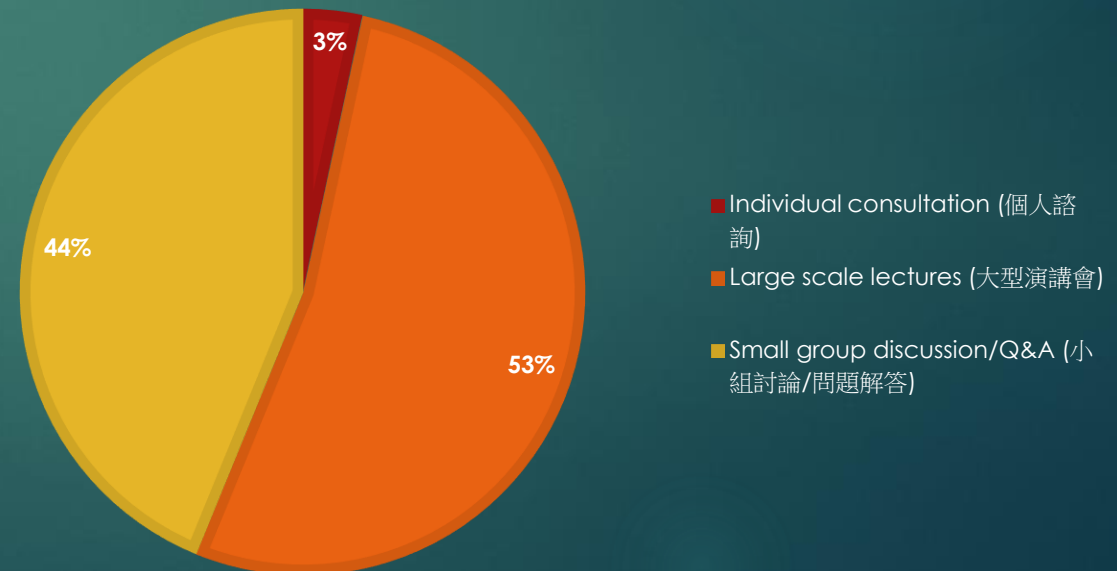
COUNT OF MEDICAL SEMINAR IN ENGLISH



# If medical seminars were to be offered, what format would you be most interested in?

	Count	%
Individual consultation (個人諮詢)	3	3.37%
Large scale lectures (大型演講會)	47	52.81%
Small group discussion/Q&A (小組討論/問題解答)	39	43.82%
Grand Total	89	100.00%

COUNT OF MEDICAL SEMINAR FORM



# What days of the week is most convenient for you to attend TCC activities and events?

Overall

Days	Count
Saturday(星期六)	65
Friday(星期五)	41
Sunday(星期日)	37
Tuesday(星期二)	26
Thursday (星期四)	23
Wednesday(星期三)	19
Monday(星期一)	18

Under 55

Days	Count	%
Saturday(星期六)	22	56.41%
Sunday(星期日)	10	25.64%
Friday(星期五)	5	12.82%
Tuesday(星期二)	1	2.56%
Thursday (星期四)	1	2.56%
Grand Total	39	100.00%

# What forms of communication do you prefer?

## Overall

Forms of Communication	Count
E-mail (電子郵件)	81
TAA Journal (鄉訊)	39
The Link (基金會電子報)	36
THSH Website (基金會網站)	27
Facebook (臉書)	21
Signs (活動中心貼告示)	20
Mail (郵寄)	14

## Under 55

Forms of Communication	Count	%
E-mail (電子郵件)	21	42.00%
Facebook (臉書)	10	20.00%
The Link (基金會電子報)	8	16.00%
THSH Website (基金會網站)	4	8.00%
Mail (郵寄)	3	6.00%
TAA Journal (鄉訊)	2	4.00%
Signs (活動中心貼告示)	2	4.00%
Grand Total	50	100.00%

# Accounts that you have now

## Overall

Accounts	Count	%
Email(電子郵件)	83	38.25%
Facebook(臉書)	37	17.05%
Line(LINE即時通訊)	41	18.89%
THSH Member Service (基金會會員服務系統)	35	16.13%
Yammer(蕃薯仔-基金會專屬聊天室)	21	9.68%
Grand Total	217	100.00%

## Under 55

Account	Count	%
Email(電子郵件)	19	30.16%
Facebook(臉書)	15	23.81%
Line(LINE即時通訊)	15	23.81%
THSH Member Service (基金會會員服務系統)	8	12.70%
Yammer(蕃薯仔-基金會專屬聊天室)	6	9.52%
Grand Total	63	100.00%

# What devices do you use often?

Overall

Devices	Count
Smart phone(智慧型手機)	65
Desktop(桌上電腦)	43
Tablets(平版電腦)	32
Laptop(筆記型電腦)	37

Under 55

Devices	Count	%
Smart phone(智慧型手機)	19	42.22%
Laptop(筆記型電腦)	12	26.67%
Tablets(平版電腦)	8	17.78%
Desktop(桌上電腦)	6	13.33%
Grand Total	45	100.00%

# What leisure activities do you enjoy?

## Overall

Leisure Activities	Count
Travel (旅遊)	58
Go Online(上網)	52
Exercise (運動)	51
Reading (閱讀)	49
Enjoy food (享受美食)	33
Singing Karaoke (唱卡拉OK)	28
Attends Workshops(參加講座)	28
Chatting (聊天)	25
Learning language(學習語言)	22
Writing (寫作)	21
Ping-Pong(乒乓球)	21
Dancing(跳舞)	21
Craft (手工藝)	12
Other (其他)	4

## Under 55

Leisure Activities	Count	%
Travel (旅遊)	12	12.90%
Go Online(上網)	12	12.90%
Chatting (聊天)	10	10.75%
Enjoy food (享受美食)	10	10.75%
Reading (閱讀)	8	8.60%
Exercise (運動)	7	7.53%
Singing Karaoke (唱卡拉OK)	6	6.45%
Ping-Pong(乒乓球)	6	6.45%
Attends Workshops(參加講座)	6	6.45%
Craft (手工藝)	5	5.38%
Learning language(學習語言)	5	5.38%
Writing (寫作)	3	3.23%
Dancing(跳舞)	3	3.23%
Grand Total	93	100.00%

# What leisure activities do you enjoy? By Sex

Overall by Sex

leisure activities	Female(女)	Male(男)
Travel (旅遊)	28	30
Go Online(上網)	26	26
Exercise (運動)	20	31
Reading (閱讀)	24	25
Enjoy food (享受美食)	19	14
Singing Karaoke (唱卡拉OK)	13	15
Attends Workshops(參加講座)	13	15
Chatting (聊天)	11	14
Learning language(學習語言)	13	9
Writing (寫作)	8	13
Ping-Pong(乒乓球)	7	14
Dancing(跳舞)	14	7
Craft (手工藝)	10	2
Other (其他)	2	2
Grand Total	208	217



# What type of fitness activities do you enjoy?

## Overall

Fitness Activities	Count
Aerobics (有氧操)	36
Dance(跳舞)	28
Qigong(氣功)	26
Ping-Pong(乒乓球)	24
Yoga(瑜伽)	22
Gym Equipment (健身器材)	18
Other (其他)	9

## Under 55

Fitness Activities	Count	%
Aerobics (有氧操)	8	21.62%
Ping-Pong(乒乓球)	7	18.92%
Qigong(氣功)	5	13.51%
Dance(跳舞)	5	13.51%
Yoga(瑜伽)	5	13.51%
Gym Equipment (健身器材)	4	10.81%
Other (其他)	3	8.11%

# What topics interest you the most?

## Overall

Topics	Count
Healthy Living (養生/健康)	56
Travel (旅遊)	55
Computer/Technology(電腦/科技)	37
Music (音樂)	35
Politics (政治)	34
Gardening (園藝)	33
Food/Recipe (食物/食譜)	31
Sports(運動)	31
Movie (電影)	27
Finance (財務)	23
Home Improvement(房屋改裝)	22
Pets(寵物)	10
Other (其他)	1

## Under 55

Topics	Count	%
Travel (旅遊)	11	12.09%
Healthy Living (養生/健康)	11	12.09%
Food/Recipe (食物/食譜)	11	12.09%
Movie (電影)	10	10.99%
Home Improvement(房屋改裝)	8	8.79%
Sports(運動)	6	6.59%
Computer/Technology(電腦/科技)	6	6.59%
Finance (財務)	6	6.59%
Music (音樂)	6	6.59%
Pets(寵物)	6	6.59%
Politics (政治)	5	5.49%
Gardening (園藝)	5	5.49%

# What types of projects interest you?

## Overall

Projects	Count
Community outreach(社區推廣)	15
Events (辦活動)	14
Sports and Recreation (體育與休閒)	10
Community improvement and development (社區改善及發展)	10
Elderly oriented (長輩關懷)	10
Children、Youth、 and Family (兒童、青少年、以及家庭關懷)	9
Facility maintenance (活動中心維護)	8
Education Environment Health/Research (健康教育/研究)	7
Advocacy and Human Rights (人權議題)	6
Other (其他)	3

## Under 55

Projects	Count	%
Events (辦活動)	7	16.28%
Community outreach(社區推廣)	7	16.28%
Community improvement and development (社區改善及發展)	5	11.63%
Children、Youth、 and Family (兒童、青少年、以及家庭關懷)	5	11.63%
Advocacy and Human Rights (人權議題)	5	11.63%
Elderly oriented (長輩關懷)	4	9.30%
Facility maintenance (活動中心維護)	3	6.98%
Sports and Recreation (體育與休閒)	3	6.98%
Education Environment Health/Research (健康教育/研究)	3	6.98%
Other (其他)	1	2.33%

# Do you have any expertise or talent that you would like to share with the community?

Under 55

	Count	%
General (一般)	5	11.36%
Computers/Technology (電腦/科技)	5	11.36%
Event Planning/Management (活動策劃/管理)	2	4.55%
Strategic Planning (策略規劃)	2	4.55%
Project Management (專案管理)	2	4.55%
Child Care (小孩看顧)	2	4.55%
Counseling (諮商)	2	4.55%
Clerical (文書工作)	2	4.55%
Art (藝術)	2	4.55%
Communications (通訊)	2	4.55%
Sports (運動)	2	4.55%
Writing/Editing (寫作/編輯)	2	4.55%
Board Participation (參與理事會會務)	2	4.55%
Cooking (烹飪)	2	4.55%
Driving/Transportation (駕駛/運輸)	2	4.55%
Construction (建築)	1	2.27%
Time Management (時間管理)	1	2.27%
Companionship (陪伴)	1	2.27%
Mentoring (個人輔導)	1	2.27%
Video Production and Editing (影音拍攝及剪輯)	1	2.27%
Accounting/Finance (會計/財務)	1	2.27%
Management Consulting (管理顧問)	1	2.27%
Education (教育)	1	2.27%

Overall

Value	Count
General (一般)	14
Art (藝術)	6
Sports (運動)	6
Computers/Technology (電腦/科技)	6
Clerical (文書工作)	5
Education (教育)	5
Child Care (小孩看顧)	5
Driving/Transportation (駕駛/運輸)	5
Accounting/Finance (會計/財務)	4
Other (其他)	4
Construction (建築)	3
Event Planning/Management (活動策劃/管理)	3
Companionship (陪伴)	3
Writing/Editing (寫作/編輯)	3
Mentoring (個人輔導)	3
Cooking (烹飪)	3
Board Participation (參與理事會會務)	3
Counseling (諮商)	3
Recreation (休閒)	2
Communications (通訊)	2
Management Consulting (管理顧問)	2
Music (音樂)	2
Project Management (專案管理)	2
Dance (舞蹈)	2
Strategic Planning (策略規劃)	2
Fundraising (募款)	1
Tax Preparation (報稅)	1
Video Production and Editing (影音拍攝及剪輯)	1
Time Management (時間管理)	1
Graphics/Design (繪圖/美工設計)	1
Coaching (教練)	1
Research (研究)	1